

For Earth, For Life  
Kubota


M

KUBOTA  
M6001 UTILITY-SERIES

M6-101U – M6-111U – M6-121U – M6-131U – M6-141U





A Kubota M6-141 tractor is parked in a field of harvested crops. A man in a light-colored polo shirt and jeans stands in the foreground, holding a handful of soil. The tractor is orange and black, with 'Kubota' and 'M6-141' visible on its side. The background shows a vast field under a cloudy sky.

# Fresh thinking is the answer to today's challenges

The challenges facing the agricultural sector are becoming increasingly bigger. And when times are tough, only one thing helps: a new way of thinking. Envisaging alternative options and making smart decisions. For your next tractor purchase, this means opting for efficiency instead of image. For a tractor that can do tough work with top performance whilst under constant strain. And all that at a reasonable price. A Kubota tractor is exactly the right alternative at times like these.



**Tough  
times need  
unexpected  
tough  
performance**

When it becomes increasingly more difficult to be successful, the time has come to take an uncompromising approach. And this means demanding unquestionable quality and reliability. Kubota meets these requirements with engines, which meet expectations when things get tough. You will be surprised by their performance, power, and fuel efficiency.







**A new  
understanding  
of farming  
enabled by a  
global player**

To be a partner who can facilitate new ways of thinking requires a certain degree of power and seriousness. Did you know that Kubota is a global, rapidly growing company for the professional agricultural sector? Just take a look at the decisions and steps we have taken in the last years. Surprised?

**2012**

Kubota acquires the Kverneland Group

**2014**

Opening of a new production plant in France

**2015**

Market launch of the M7001 series and the Kubota implements programme.

**2016**

Kubota expands its implements division with the acquisition of Great Plains

**2020**

Market launch of the brand new M6002 Series

**2021**

Opening of new Kubota Research and Development Centre in France





**A future-oriented portfolio doesn't end with tractors**

The requirements in agriculture are not only high, but also comprehensive and diverse. Fortunately, Kubota has exactly the right solution for every task – and from a single source. With a huge implements programme on the market and the Kubota ISOBUS production, we are your partner who thinks ahead and makes things possible. All machines and processes are perfectly compatible with each other and guarantee the highest level of quality and efficiency, not to mention future viability.



# #Highlights



# Kubota Farm Solutions

360° performance for 100% success.

We've understood that your success requires more than a powerful tractor: namely an integrated system of products, services and support to increase your future viability and competitiveness. With Kubota Farm Solutions we have bundled our solutions into a single system that really hits the mark. From intelligent technology to individual services, Kubota Farm Solutions' advantages are perfectly intertwined – and form a cycle that ends where it begins: with our claim to always be able to support you a little better now and in the future.



### Cabin

With its particularly spacious cabin with excellent equipment and ergonomically optimized controls, the Kubota M6001 Utility provides an extraordinary workplace.

### Hydraulics

The powerful 3-point powerlift of the Kubota M6001 Utility enables lifting capacities of 5,000 kg or 6,100 kg (depending on model). Which allows you to handle any implement with maximum productivity.

### Optimal support

Smart switching elements, such as the engine speed limiter, the engine speed memory and the Kubota constant engine speed control, provide additional benefits.

### Engine

The powerful Stage V V6108 and V3800 engines of the Kubota M6001 Utility know to impress with their low fuel consumption and extreme reliability range.

### Manoeuvrability

The new sensor-assisted auto two-wheel turning function automatically disengages four-wheel drive when turning. The turning radius is therefore optimised so the tractor goes easy on headlands and tyres.

### Transmission

The 24F/24R transmission has just the right number of gears for optimum speed, great flexibility, efficient loader work and a wide range of applications.



### Performance

The Kubota M6001U is the clever all-rounder among professional tractors. With its modern, powerful engine technology, its great manoeuvrability and lifting capacity, the M6001U knows to convince in tough practical use with its enormous economic efficiency.



### Control

With the Kubota M6001 Utility you have everything under control. Its clearly arranged operating console is the tractor's command centre. Thanks to optimal ergonomics, you can operate and drive the M6001 Utility effortlessly.



### Optimisation

With ISOBUS retrofit terminals and Kubota implements, the Kubota M6001 Utility is the answer to all challenges. And with the possibilities of Precision Farming solutions, you can save time and money thanks to the efficient use of resources.



### Value protection

Kubota tractors offer proven quality and excellent performance. With a maintenance contract, you can protect your investment for years to come. What's more, Kubota offers you up to five years warranty for the M6001 Utility.



### Finance management

The M6001 Utility stands for high performance in farm and field work. With Kubota Finance you can invest in technology that will make an important contribution to your success.

## #Engine

# The engines of the M6001 Utility: Full speed into the future

When you choose a tractor from the M6001 Utility-Series, you are not only choosing superior pulling power and engine performance, but also environmentally friendly engine technology. It goes without saying that Kubota's modern, highly efficient engines meet the strict emission requirements of the EU Stage V emission standard, thus combining the best of both worlds, namely high dynamics and power with a high level of environmental compatibility.



### Did you know?

Did you know that Kubota produces its own engines and that Kubota is the global market leader for industrial diesel engines under 100 hp? You might be surprised to learn under which bonnets Kubota engines are at work. Top quality and efficiency are the main ingredients of this success.



Both short and long wheelbase versions offer strong machine performance. With the M6001 Utility-Series of tractor units, Kubota is once again proving to be an innovative leader in the field of diesel engines. Both the M6-101 U and the M6-111 U are equipped with the modern 4-cylinder V3800 engine. The models M6-121 U, M6-131 U and M6-141 U have the 4-cylinder V6108 under the bonnet. Both engines easily meet the strict requirements of the Stage V exhaust emission standard. The smart combination of common rail injection, diesel oxidation catalytic converter (DOC), diesel particulate filter (DPF), SCR catalytic converter and ash cleaning indicator makes it possible.

This benefits not only the environment, but also you, in many ways: through higher efficiency, lower fuel consumption and lower engine noise, and the proven Kubota reliability is included too.

You will also like this: On the V3800 engine, the DPF cleaning interval has been increased from 3,000 to 6,000 hours of operation, while on the V6108 engine it is a large 8,000 hours. This underlines the tractor's easy maintenance.

### Excellent engines

The V6108 and V3800 engines come with superior features such as dual engine speed memory, constant engine speed management and engine speed limiter. The V6108 engine knows to impress with a constant torque of 1,500 rpm to 2,200 rpm, which gives it great elasticity and stamina. The V3800 engine offers plenty of speed and power to handle even the toughest field work, while its compact design improves tractor manoeuvrability and responsiveness.

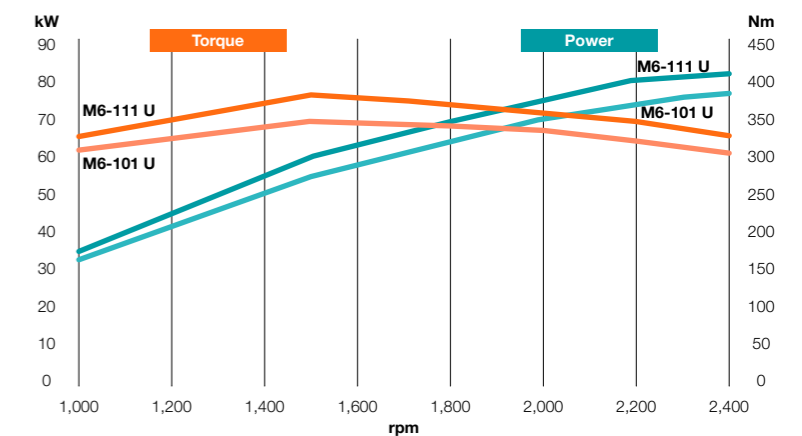
### Properties that pay off

The additional features of the M6001 Utility engine also bring about clear enhancements. The large cooler, as well as two air intakes on the bonnet ensure excellent cooling. Which gives the engines high efficiency and a long life. The alternator has a high output of 150 amps. This provides ample power for the tractor's on-board electrical system and the towed equipment alike.

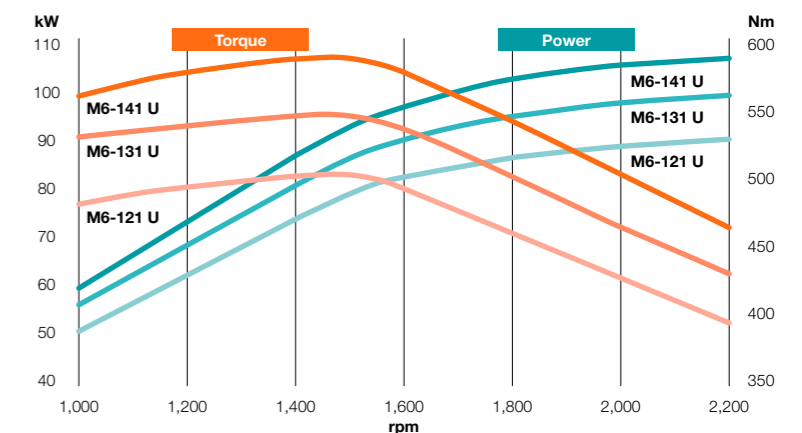
### Comfort even beyond the cabin

The low-lying 190-liter diesel and 16-liter AdBlue® tanks are easy to fill. Kubota also makes it easy for you to carry out maintenance, as you can easily reach all the maintenance points on the tractor.

### Power and torque M6-101 U, M6-111 U



### Power and torque M6-121 U, M6-131 U, M6-141 U





## #Transmission

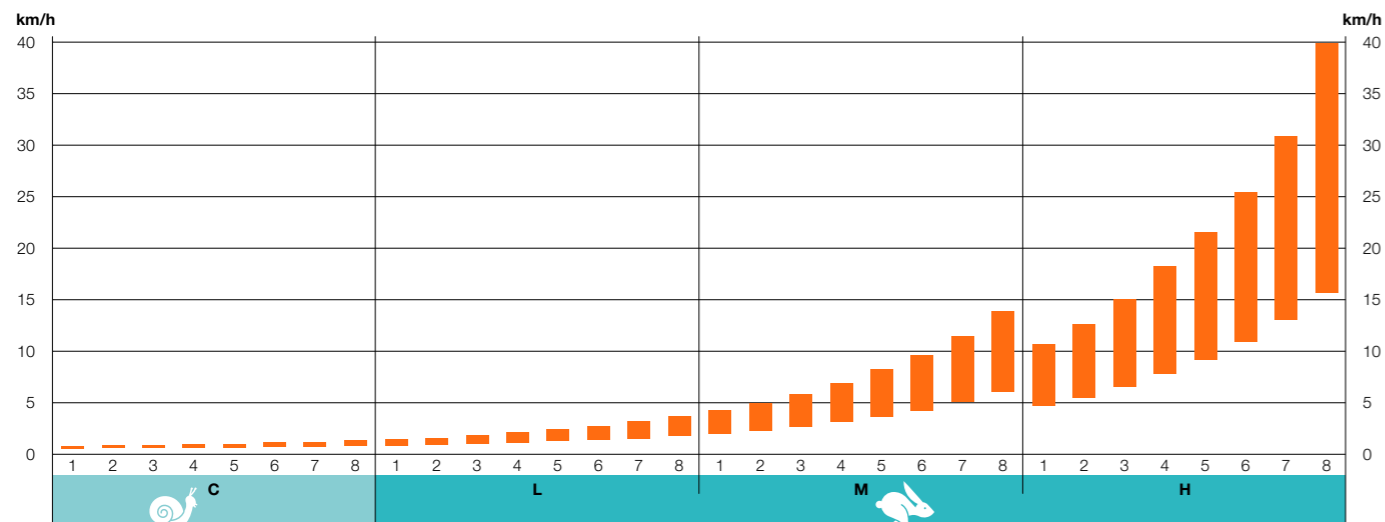
# Extraordinary 8-speed powershift transmission: So you're always in the right gear

**Intelligent and user-friendly – the Intelli-Shift powershift transmission lets you shift gears at the touch of a button. The Kubota M6001 Utility not only makes your work easier in that respect. The automatic function also makes it easier for you on different types of soil and on steep terrain. All you have to do is steer, and the tractor takes care of the shifting for you.**

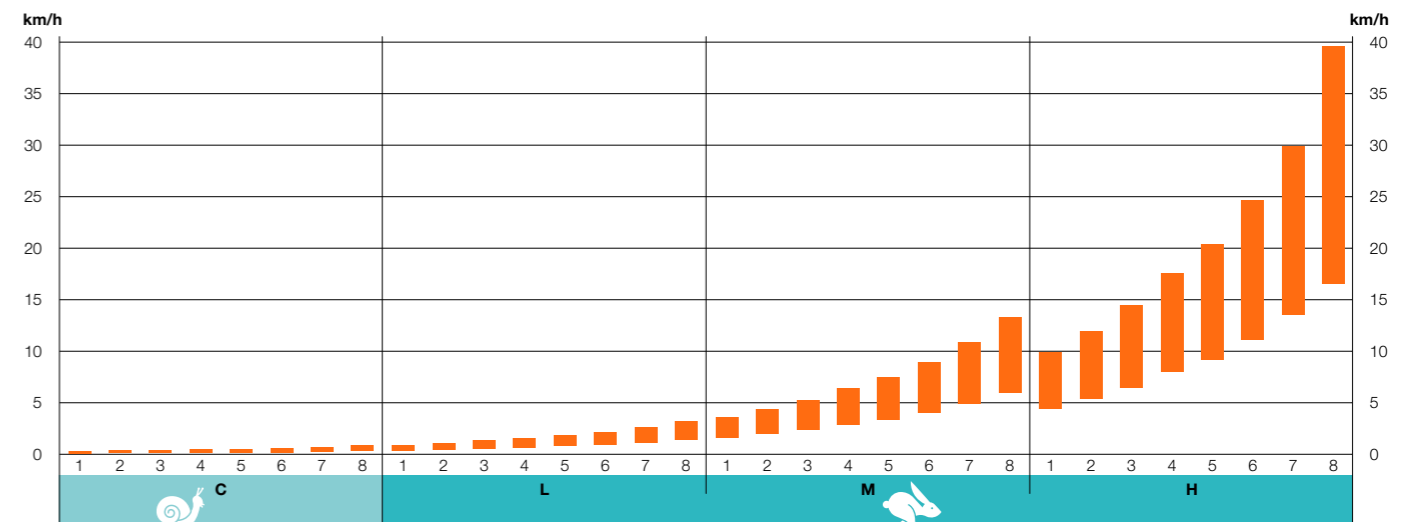
With the tried and tested Intelli-Shift transmission, you can shift gears easily at the touch of a button via a gear lever. Shifting up or down is equally simple. With the best-in-class eight load gear steps in three mechanically synchronized ranges, you can use a total of 24 forward and 24 reverse gears – just the right number for

excellent speed adjustment, great flexibility and comfort during loading work and for a particularly wide field of application. If the situation requires it, you don't even have to take your hand off the right armrest to shift gears, as it has two additional buttons that you can also use to change the powershift.

**Speeds M6-101 U, M6-111 U**



**Speeds M6-121 U, M6-131 U, M6-141 U**



### Did you know?

Did you know that Kubota has held a leading position in the fields of construction machinery and compact tractors for many years in Europe? You will find the same experience and keys to success applied to the professional agricultural market.

### Soft, effortless shifting

Advanced microprocessor technology enables smooth shifting under load that requires no effort at all. The finely graduated powershift transmission enables you to achieve exactly the speed you need for the task at hand. For you, that means maximum versatility and minimum shifting.

### An option that pays off

With the optional creeper gear group, you can increase the speed steps to 32 forward and reverse gears. This option is a must for operations that regularly require low speeds, for example for vegetable harvesting or planting seedlings.

### You still have to steer yourself

The automatic mode is a real blessing with changing ground and terrain conditions. This is where it's all about maximum performance through automatic shifting. When driving on the road with a trailer, the speed steps are adapted to gradients and inclines depending on the load. In field mode, the transmission automatically adjusts to the engine load to achieve maximum area performance.

This feature allows you to fully concentrate on your work in a demanding environment without having to worry about shifting. The new stationary PTO feature allows to continue to keep the PTO activated, even after getting off the tractor. The perfect solution for mixing, pumping or chipping applications.



# A real powerhouse that you can really saddle up

Heavy-duty implements are a breeze for the M6001 Utility is extremely productive high-performance hydraulics. Whether it is a wide seedbed combination or a reversible plough – with its high lifting power the tractor lifts everything with ease. Heavy front loader work is required on your farm? The hydraulics of the M6001 Utility will easily get that done too.



The hydraulics of the M6001 Utility stand for utmost productivity. The new M6001 Utility-Series tractors are equipped with gear hydraulic pumps for smooth operation of implements and extra-fast front loader work. The rear hydraulics are actuated via external cylinders, which provides more lifting power and simplifies accessibility at the rear. With switches on the lower links for electronic linkage control, you can quickly control lifting and lowering.

#### Powerful and uncomplicated

When it comes to lifting very heavy attachments, the M6001 Utility can really flex its muscles: Thanks to its large external hydraulic cylinders, the Category III 3-point linkage provides lifting capacities of 6,100 kg (M6-121 U, M6-131 U and M6-141 U models) or 5,000 kg (M6-101 U and M6-111 U models). Depending on the model, the hydraulic pump has a capacity of 71 l/min or 77l/min. This allows you to handle any implement with maximum productivity. The entire range of necessary hitches is available for country-specific towing devices.

#### Excellent responsiveness

To ensure short cycle times in front loader work and instant attachment response, the tractors have hydraulic pumps with high flow rates. The standard configuration includes two hydraulic valves, while up to four valves are optionally available. This allows you to complete several tasks at the same time. You simply adjust the pump flow rate from the driver's seat. This gives you simple and precise control over all hydraulic functions of the implement.

#### Gentle also works

No-matter what work you have to do, with the electro-hydraulically engageable 540/1,000 PTO (540/540 eco PTO as an option) you can operate a wide variety of rear-mounted implements and meet all work requirements. For increased productivity, the independent PTO can be turned on and off by simply turning the control switch. Automatic modulation ensures a smooth start without having to stop the tractor. Thanks to the external switches on both rear mudguards, you can also switch the PTO on and off or operate it in stationary operation.





#Cabin

# The best place to be: Go for maximum comfort

It is well known that those who work in a relaxed manner achieve more. Kubota has therefore designed the cabin of the M6001 Utility to optimally meet your requirements. Plenty of space, comfort and a great overview enable you to work productively and ensure a pleasant working atmosphere even well into the night, if need be. So you stay relaxed – from start to finish.

## Did you know?

Did you know that Kubota has production facilities in seven European countries? This proximity to the market is part of the company philosophy. Furthermore, the same importance is attached to the high Japanese quality standards in every factory, whether in Germany, France or Japan.

Not only the front and bonnet of the M6001 Utility have the attractive design of the M7 family, the cabin is also identical, albeit with different equipment. Inside you will find a workplace with new colours and materials that you will really like. Thanks to the wide opening doors you can enter the spacious cabin from both sides equally well. Inside, you'll find an extremely spacious workplace with an air-suspended luxury driver's seat, where you'll feel right at home. A standard guide seat is also available for the instruction of other drivers.

### Pleasant working environment

All important control elements are arranged in an ideal way that allows you to sit back and relax. You will also like the noise level in the air-conditioned cabin, as it is pleasantly low. Ideal conditions not only for long working days, but also for excellent work quality.

### An unobstructed view of what is important

Speaking of quality of work: The excellent all-round visibility of the M6001 Utility also makes an important contribution. The 4-column cabin is equipped with a large area of anti-reflective glass. The unobstructed view of all mounting spaces ensures you do not overlook any obstacles and can use the maximum width. The two panoramic telescopic side mirrors have been enlarged.



Additionally, you'll also be able to see everything well at night: Four standard headlights and four optional, powerful LED working lights on the cab roof turn night into day for you.

### A complete performance package

You will also like the other cabin equipment: the opening roof window for safe overhead work, the length and tilt adjustable steering wheel for an optimal seating position, two USB ports, as well as the powerful air conditioning and heating. All of this contributes to your driving and operating comfort and lets you achieve even more.







# Everything at hand: Where operation is child's play

**At Kubota, ergonomics means that you can operate and drive your tractor effortlessly. The arrangement of the operating elements therefore focuses on clarity and user-friendliness. The operation of the M6001 Utility is easy to understand and completely intuitive. So you can focus your full attention on the actual work.**

The control console of the M6001 Utility is pleasantly tidy. All controls are logically arranged and easy for you to reach. Clear colour coding (orange: transmission, black: hydraulics, yellow: PTO) makes operation fast, safe and unmistakable. Even at night, you are given a good overview of the control console. This is ensured by a spotlight in the cabin roof.

#### **Everything under control**

The clearly arranged control panel on the right-hand side of the cab is the tractor's command centre. All control elements are located there and in the armrest directly next to it. So you've got everything within easy reach, without having to stretch or stand up. You can easily read the monitor in the side console even on sunny days. This is ensured by the circumferential sun visor. Speaking of control: The engine starter is password protected, so you don't have to worry about the tractor being stolen.

#### **Everything at hand**

Kubota-typical, smart switching elements provide additional benefits. Here are three examples: with the speed limiter you can control the engine speed in steps of 10 rpm. The set speed is consistently maintained, less fuel is consumed and the risk of overspeed is reduced in PTO operation. You can use speed memory A/B to specify two frequently used speeds. This saves you time because you don't have to throttle the engine down to



the required speed, and you won't be distracted from your actual job. The Kubota constant speed control is also extremely useful. The electronic controller keeps the engine and PTO speed constant. In combination with the automatic mode of the transmission, the performance quality of the PTO equipment is increased. The use of a baler in hilly terrain is a prime example of this.

#### **Everything in view**

The newly designed dashboard enables even better monitoring of all important tractor data. The driving speed and the AdBlue® level as well as important engine and transmission data or the status of the front axle suspension are displayed.



# Higher efficiency: Lift your front loader work to a new level

The M6001 Utility loader options will exceed your expectations. This is perfectly attuned technology, which takes front loader work to a new level of efficiency and performance with intelligent solutions.



Ease of use and speed are two key features that make the combination of Kubota's tractor and front loader so unique.

Both provide perfect conditions for highly efficient work: The tractor through the best view of the implement – even of the lifted front loader through the roof window. And the front loader through quick coupling and uncoupling and great user-friendliness.

The excellent forward visibility increases safety, as do the lowering stop valves, which secure the position of the loading shovel even in the event of complete loss of hydraulic pressure.

#### Looking for added value?

Of course, comfort is also a top priority with a Kubota front loader. For example, the KSR (Kubota Shockless Ride) vibration damping system reduces the vibration load that occurs, for example, when working at high speeds – and thus also relieves the driver. With an optional valve for the third or even fourth hydraulic function, you can extend the range of applications of the front loader even further, for example with a grab bucket or other hydraulically controlled implements. Are you looking to get up high or do you have heavy lifting to do? With two separate linkage points you can use the maximum lifting force or the maximum lifting height of the front loader.

#### Ready to go in no time at all

Mounting and dismounting the front loader couldn't be easier. Thanks to integrated parking supports and two fastening bolts, it's child's play. Without the use of tools. The Euro quick-change frame ensures the coupling and uncoupling of manure fork, pallet fork, bale fork or shovel in seconds. The hydraulic lines are just as quickly connected – thanks to the quick-release coupler.

#### Delicate, precise operation

With the joystick lever you can control the front loader with high precision. Placed within easy reach on the control console, it enables very delicate operation. With the dedicated control valve, you can use multiple functions simultaneously, while the tilting bucket control allows short working cycles. Thanks to the hydraulic reverse shuttle, you can drive forward and backward without using the clutch.







## Did you know?

Gonshiro Kubota founded the company because he was no longer able to watch people suffer from polluted drinking water. So he started manufacturing products for a clean water supply. Since then we provide various products that contribute to improving the living conditions of people and society. That is what “For Earth, For Life” stands for.

# An agile specialist capable of pulling in all directions

**Thanks to the excellent traction and unique manoeuvrability of the M6001 Utility, you can master situations in the field, on the road and in the yard that will amaze you. You will see, even under difficult operating conditions, this tractor can still increase productivity.**

The exemplary manoeuvrability of the M6001 Utility pays off for you everywhere. On headlands, for example, where you can turn in one go without having to swing around or push back. Or in narrow courtyards, where you can effortlessly drive around every corner. This is made possible by the auto two-wheel turning function. That makes the tractor extremely manoeuvrable.

### Manoeuvring in the tightest of spaces

The M6001 Utility's uniquely narrow turning radius is further enhanced by its bevel-driven front axle – another exclusive advantage of Kubota. With a steering angle of an incredible 55° you can manoeuvre confidently even in the narrowest of spaces. Speaking of advantages, thanks to bevel gear drive, the M6001 Utility has a higher ground clearance than tractors with universal joint front axle. Which means you can drive into high crops where other tractors will have to give up. Even large swaths of hay will remain undamaged.

A new feature of the M6001 Utility is the auto two-wheel turning function. This function uses sensors in the front axle to automatically switch off four-wheel drive when turning. This ensures an optimum turning radius and maximum protection of the headland and tyres. In the long wheelbase versions, the front axle has been extended by 110 mm. This also improves the turning characteristics of the tractor.

### Large wheelbase for good traction

The M6-121 U – M6-141 U models have a large wheelbase of 2,690 mm, which is particularly advantageous for traction in the toughest working conditions.

### Good suspension

Kubota's original front axle with double bevel gear stands for maximum manoeuvrability and reliability. Optionally, all M6001 Utility models can also be equipped with a sprung front axle that can be adjusted for optimum traction and comfort. This is a sensible investment, as it not only provides more driving comfort and safety, but also more traction on the ground. You will enjoy comfortable, fatigue-free driving.

### Patent recipe against slippage

If soft, muddy ground threatens to slow you down, you simply have to engage the electro-hydraulic differential lock on the front and rear axles – and you're back in the "race". You can use the front axle differential lock when driving straight ahead in field mode if slippage occurs. In all-wheel drive mode, it makes turning easier.

### Useful auto all-wheel mode

Another useful feature is the auto all-wheel mode. Once activated, the tractor automatically switches from four-wheel drive to two-wheel drive as soon as it travels faster than 20 km/h. At speeds of less than 17 km/h the four-wheel drive is available again. This results in less tyre wear and reduced fuel consumption. In addition, the braking performance is improved, which is particularly advantageous when driving on the road with a heavy trailer.




# Time is money – you save both with the M6001 Utility

In agriculture you've generally got nothing to spare. And today that is truer than ever. With the help of our Precision Farming solutions and ISOBUS technology, you can now use seeds, fertilisers and crop protection agents extremely precisely, efficiently and economically. So your tractor and resources are used in the best possible way.



### Did you know?

Did you know that Kubota is an ISOBUS pioneer? The Kubota company Kverneland Group invented the ISOBUS technology. And incidentally: Kubota is also leading the industry in AEF certified ISOBUS compatibilites.

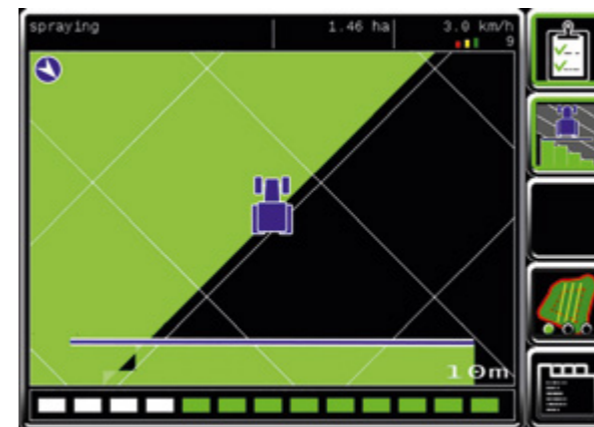


With retrofit kits, the M6001 Utility can be retrofitted to an ISOBUS tractor, allowing you to use any ISOBUS implement available on the market without restrictions. That saves you time and money, so you can work in peace.

### ISOBUS on board

The terminals are ISOBUS certified. The connection at the rear of the tractor allows the ISOBUS units to be displayed in the cab on the IsoMatch Tellus Pro 12" or Tellus Go 7" monitors. All instrument settings can be made conveniently from your seat via the touch screen display. You can customize the monitors to fit your individual needs.

The two operator terminals are certified according to ISO 11783, the ISOBUS certification for tractors and implements. Up to four cameras can be displayed on a monitor. The terminals are equipped with a series of speed selection buttons that allow you to switch directly between the displays.



### Section control

With a licence for automatic section control, the implement is able to shut on and off sections of the implement itself. This again saves costs and increases driving comfort.

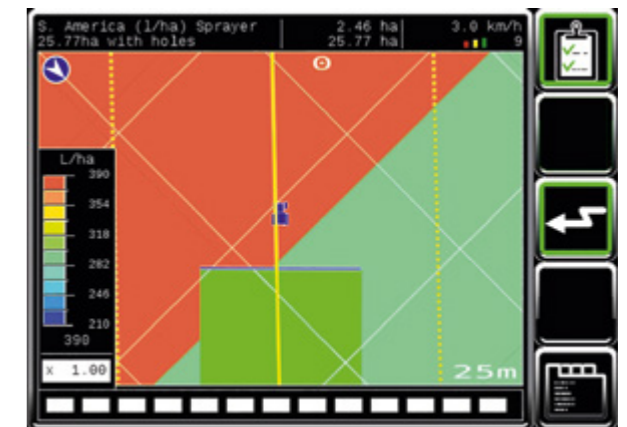
The IsoMatch Tellus Pro 12" displays two different functions or even two different ISOBUS implements simultaneously on two screens.

### Multi-faceted reduction of workload

The ISOBUS technology also provides great relief for other tasks, for example with the manual steering aid of the M6001 Utility, which is indicated on the terminals by an LED strip.

### Efficient use of resources

Also integrated into the Kubota monitors is GEOCONTROL, which, in combination with a GNSS receiver, allows part width section switching or partial area-specific application. These functions enable the use of ISOBUS attachments such as fertiliser spreaders, crop protection sprayers and precision seeders. These cost and resource-saving functions avoid overlapping, reduce the amount of fertiliser and seed and, ultimately, save time. All data can be exported from the terminals and thus guarantee perfect traceability.



### Variable Rate

With a license for variable rate application, the implement is able to control the application quantity itself in combination with a geo-referenced map. This increases the yield per hectare, saves costs and improves driving comfort.



## #Value Protection

# Getting the most out of your tractor, long term

**Kubota makes your life easier and our extended Kubota Care Extended Warranty keeps your tractor running as smoothly as it did on day one. This ensures that the value of your machine is reliably protected, far into the future.**



## Kubota Care Benefits



**Price Increase Protection**  
Protects you against

- ▣ Inflation
- ▣ VAT
- ▣ Parts
- ▣ Labour Prices



**Genuine Parts**  
Protects your machine through exclusive usage of Kubota Genuine Parts.

**Kubota Parts and Service**  
**Reliability > for the Job Ahead**



**Cost Protection**  
In the case of a warranty claim there will be no additional charge.



**Dealer Contact**  
In the case of a claim your dealer is your point of contact. That means no hassle with third-party providers and ensures everything works smoothly.



**Professional Treatment**  
Nobody knows your machine better than Kubota trained technicians operating with specialist tools qualified by Kubota.



**Resale Value**  
Increase your machines resale value. Kubota Care is transferable to the new owner.

The Kubota name is widely respected for representing top Japanese quality. All Kubota machines are designed for the toughest working conditions and long running times. Even so, it is impossible to avoid unforeseen damage over the years. With Kubota Care, you can easily cope with the risk of unexpected costs in the future. At the same time, you can avoid unplanned downtime and stay profitable over the long term.

### Comprehensive services

Kubota Care is a comprehensive warranty extension to protect your investment by ensuring a high resale value. The package includes all components covered by the contractual warranty. In the event that a warranty repair is necessary, you are naturally protected from paying any excess.

### The perfect solution

Kubota Care takes one potential worry out of farming life. This service package offers you maximum operational and cost security as well as complete protection beyond the usual warranty obligations. Kubota Care provides you with a fully extended warranty of up to 5 years or 5,000 operating hours (whichever comes first).

## Full Warranty Coverage

### What does Kubota Care cover?

Kubota Care is a comprehensive warranty extension that covers all components which are covered during the contractual warranty. And if a warranty repair is necessary of course no deductible will be charged from you!





# #Technical data

Model	M6-101 U	M6-111 U	M6-121 U	M6-131 U	M6-141 U	
<b>Engine</b>						
Engine type	V3800-TIE5-UA1/U1		V6108-TIE5-DQ/CQ/BQ			
Displacement/Number of cylinders	cm³	3,769/4		6,124/4		
Power supply	Turbocharger and intercooler					
Rated speed	rpm	2,400		2,200		
Engine power output (ECE R 120)	hp (Kw)	104 (77)	111 (81)	123 (90)	133 (98)	143 (105)
Maximum torque	Nm	346	379	503	544	566
Engine speed at maximum torque	rpm	1,500				
Fuel tank capacity/Adblue®	l	190/16				
<b>Transmission</b>						
Type of powertrain	Powershift					
Number of speeds	forw./rev.	24/24				
Number of speeds with creepers	forw./rev.	32/32				
Max. travelling speed	km/h	40				
Main speeds	8 Powershift					
Speed ranges	3 ranges synchronized with clutch button					
Reverser	Electrohydraulic reverser under load					
Main clutch	Multi-disc oil bath clutch, electro-hydraulic					
Brake types	Hydraulic, oil bath multi-disc with automatic 4-wheel drive engagement					
4-wheel drive engagement	Electrohydraulic; ON/OFF/Auto					
Differential lock (front/rear)	Electrohydraulic					
<b>PTO</b>						
Rear PTO speed	rpm	540/1,000; 540/540 Eco (optional)				
Front PTO speed	rpm	1,000 (optional)				
<b>Hydraulics</b>						
Pump capacity	l/min	71	77			
3-point hitch	Automatic hooks, Cat III, telescopic stabilizers					
Control system	Position, force					
Lifting capacity per ball joint	kg	5,000	6,100			
Number of hydraulic valves	2 standard (3rd, 4th optional)					
Type of hydraulic valves	1 DE FD (floating position) + 1 DE SCD (continuous pumping) with reg. flow rate					
<b>Standard tyre sizes</b>						
Front tyres	380/70 R 24		420/70 R 24			
Rear tyres	520/70 R 34		520/70 R 38			
<b>Dimensions and weights</b>						
Overall length	mm	4,315		4,475		
Overall height	mm	2,830		2,880		
Overall width (min. – max.)	mm	2,270 – 2,420		2,330 – 2,375		
Wheelbase	mm	2,440/2,540 (F-SUS)		2,685/2,680 (F-SUS)		
Tread width	mm	1,630; 1,675		1,830; 1,875		
	mm	1,755; 1,805; 1,905		1,605; 1,660; 1,755; 1,810		
Turning radius (without brake)	mm	4.1		4.5		
Weight	kg	4,300/4,560 (F-SUS)		4,845/5,065 (F-SUS)		
<b>Front loader specifications</b>						
Loader model	LA1955		LA2255			
	Height	Power	Height	Power		
Maximum lift height to pivot pin	mm	3,700	3,370	4,099	3,764	
Lift capacity to maximum height to pivot pin	kg	1,895	1,950	2,137	2,212	
Maximum dump angle	deg.	52	63	50	60	
Bucket rollback angle	deg.	40				
Raising time	sec	3.8		4.5		
Lowering time	sec	3.3		3.9		
Bucket dumping time	sec	2.1		2.4		
Bucket rollback time	sec	2.5		3		

Model	M6-101 U	M6-111 U	M6-121 U	M6-131 U	M6-141 U
<b>Engine</b>					
Memory A & B preset	●		●		
Constant RPM mode	●		●		
Viscostatic fan	N/A		●		
Engine RPM speed limit	●		●		
<b>Transmission</b>					
Creep range	○		○		
Front suspension	○		○		
Autoshifting mode	●		●		
PTO 540 / 1000	●		●		
PTO 540 / 540 eco	○		○		
Auto 4 WD mode	●		●		
Stationary PTO	●		●		
<b>Front axle</b>					
Front suspension	○		○		
Front suspension lock	●		●		
Load adjustment of front suspension	●		●		
<b>Hydraulic</b>					
Valve with integral flow control	●		●		
Free-flow return	○		○		
Oil collection tank from QRC	●		●		
Front hydraulic remote valve	○		○		
Independent steering pump	●		●		
<b>Cab</b>					
Air conditioning	●		●		
Sunroof open type	●		●		
Radio	○		○		
Pneumatic seat suspension	●		●		
Instructor seat	●		●		
Multifunction armrest	●		●		
Rear defogger glass	○		○		
Rear sunblind	○		○		
Front additional LED working light	○		○		
Rear additional LED working light	○		○		
Performance monitor screen	●		●		
<b>Loader</b>					
Mechanical joystick control	●		●		
Hydraulic self levelling	●		●		
Independent 3rd hydraulic function	○		○		
4th selective function	○		○		
Euro hitch type	●		●		
Anti drop valve	○		○		
Hydraulic quick coupler 2 functions	○		○		
Hydraulic quick coupler 3 functions	○		○		

○ option ● standard



## **Kubota (U.K.) Limited**

Dormer Road Thame, Oxfordshire, OX9 3UN

Website: <http://www.kubota.co.uk>

Every effort has been made to ensure that the contents of this publication were accurate and up-to-date at the time of going to press. All rights reserved. No part of this publication may be reproduced in any form by any means, without prior permission of Kubota. Kubota reserve the right as a manufacturer to amend and update any specification or performance information without notice, if required.



**Kubota**